



WUT Arrival Info-Pack *for* international students



February 2020 edition



Welcome to Warsaw University of Technology!

This guide was created to prepare you for your arrival to WUT and to help you during your first days and weeks in Warsaw!

Take a look at the basic information about the university, classes, rules, calendar, Warsaw, Poland and everyday life. These are the things you just *need* to know! 😊

We hope you will adapt easily to the life and studies at WUT and that your time in Warsaw will become one of the best adventures of your life!

Contents

1. FIRST STEPS	4
ESN Buddy.....	4
Arrival to Warsaw at the airport	4
Dormitories	4
How to get to WUT.....	5
Registration at the University	7
2. THE UNIVERSITY AND STUDIES.....	8
A bit of history	8
General structure of WUT.....	8
Academic Regulations	8
Faculty offices and rules.....	9
Timetables of classes.....	9
Types of classes.....	9
Academic Calendar.....	11
Examination periods	12
Student Card and student number.....	12
Student electronic systems - USOS	13
3. LIST OF FACULTIES AND ADDRESSES.....	14
4. STUDENT LIFE AND ACITIVITES.....	17
Student Organizations and science groups	17
Students Union – SSPW	17
ESN – Erasmus Student Network	18
5. POLAND	20

General information	20
Time zone	20
Weather	20
Currency	21
Public holidays	21
Safety and most important laws	22
Emergency numbers	22
Immigration procedures for non-EU students	23
Health Insurance	23
6. WARSAW	24
General information	24
Accommodation	24
Public transport	24
Shopping and food	25
7. SURVIVAL POLISH GLOSSARY	27

1. FIRST STEPS

ESN Buddy

Buddy (also known as a Mentor) is a local student who, on a voluntary basis, helps international students throughout his/her stay in the new country. Buddy is usually a student from your Faculty and is your age. He/she will help you with every day issues and can also pick you up from the airport and assist you during your check-in at dormitory or other accommodation.

To apply for a Buddy, you should register at buddysystem.eu and follow instructions from here:

drive.google.com/file/d/1VBwg7f3CGc4ioO5FeRxeDUZ4w7vsZLSh/view?usp=sharing

Buddy is a project run by student organization ESN.

Arrival to Warsaw at the airport

There are two airports in Warsaw:

- Chopin Airport, located inside the city, can be reached by Warsaw public transport (30 min by bus to the city centre, line 175)
- Modlin Airport, located an hour away from Warsaw in the north, can be reached by train or transfer bus (www.modlinbus.com , www.lotniskowy.mazowieckie.com.pl)

If you are a non-EU citizen, then upon your arrival at the airport you will first have to pass through passport and immigration control. Keep your passport, visa and all other important documents ready at hand (for example: your letter of acceptance to WUT, accommodation confirmation, proof of adequate finances, etc.). Note down the phone number to WUT International Students Office (+48 22 234 50 91) in case you the Immigration officers want to contact us to confirm your admission. Once you have passed through the immigration control you can collect your luggage and proceed through customs to the arrival hall.

Dormitories

WUT owns 11 dormitory buildings. In order to apply for a place in dormitory you have to register in Online Accommodation System (“*Kwaterunek SSPW*”), within specific time periods (<https://kwaterunek.sspw.pl>) and follow instructions there.

If you already have your room booked through the Online Accommodation System, then upon arrival to Warsaw you can go directly to your dormitory to check in. Please note that your booking for dormitory room is limited in time – there are

specific dates when you can check in. You cannot check in earlier or later than those dates.

Also, checking-in at dormitories is best done during week days (not weekends) and during the day (not in the evenings or at nights).

Some of the dormitories are located in the area of the Main Campus, but some of them are located in other parts of the city.

List of dormitories and their addresses:

➤ DS Akademik
Akademicka 5, 02-038 Warsaw,
email: akademik@ds.pw.edu.pl
tel. 22 668 77 24

➤ DS Babilon,
Kopińska 12/16, 02-321 Warsaw,
email: Babilon@ds.pw.edu.pl
tel. 22 822 48 25

➤ DS Bratniak,
Grójecka 39, 02-031 Warsaw,
email: bratniak@ds.pw.edu.pl

➤ DS Mikrus,
Waryńskiego 10, 00-631 Warsaw,
email: mikrus@ds.pw.edu.pl

➤ DS Muszelka,
Grójecka 39, 02-031 Warsaw,
email: bratniak@ds.pw.edu.pl

➤ DS Pineska,
Uniwersytecka 5, 02-036 Warsaw,
email: pinaska@ds.pw.edu.pl

➤ DS Riviera,
Waryńskiego 12, 00-631 Warsaw
email: riviera@ds.pw.edu.pl

➤ DS Tatrzańska,
Tatrzańska 7a, 00-742 Warszawa,
e-mail: tatrzańska@ds.pw.edu.pl

➤ DS Tulipan,
Uniwersytecka 5, 02-036 Warsaw,
email: pinaska@ds.pw.edu.pl

➤ DS Ustronie,
Księcia Janusza 39, 01-452 Warszawa

➤ DS Żaczek.
Wołoska 141a, 02-507 Warsaw,
email: zaczek@ds.pw.edu.pl

How to get to WUT

The main campus of WUT is located in the city center, just next to subway station “Politechnika” (Metro Line 1). *Politechnika* is actually the name of WUT in Polish. So, if you want to ask a local for directions, just ask for *Politechnika Warszawska*.

The exact address of the Main Building of WUT at the Main Campus is:

Plac Politechniki 1, 00-661 Warsaw

This is the Main Building of WUT:



Reaching WUT from Chopin Airport

Bus 188

LOTNISKO CHOPINA PRZYLOTY 02 → METRO POLITECHNIKA 01 (~22 min)

Reaching WUT from Central Railway Station („Dworzec Centralny” or “Warszawa Centralna”)

Tram 10

DW. CENTRALNY 09 → PL. POLITECHNIKI 01 (~5min)

Reaching WUT from city centre (“Centrum”)

Subway (Metro) line 1

METRO CENTRUM → METRO POLITECHNIKA (~3 min)

Public transport App

Download a very useful app with all routes and timetables of Warsaw public transport: “JAKDOJADE”. It is accessible from regular browsers as well at the website: www.jakdojade.pl/warszawa/trasa/

Registration at the University

Once you reach WUT for the first time, you should visit the correct office to complete your Registration. The place where you should go first depends on what type of student you are at WUT: fulltime, Erasmus, or other.

Non-EU fulltime students: visit International Students Office (ISO) in room 233 in the Main Building of WUT

Erasmus students: visit directly the building of your faculty (and follow instructions of your Faculty's Erasmus coordinator if you have previously received email from him/her)

Other: please follow instructions that you received by your exchange coordinator by email

2. THE UNIVERSITY AND STUDIES

A bit of history

WUT was first established in 1826, but It has been operating under its present name since 1915. It became the most important scientific centre of engineering in Poland and gained international prestige in the years 1918-1919.

Over the years, the University was taking more and more significant position in the higher education area in Poland, educating excellent academic staff.

The symbol of WUT is the historical Main Building. It has been the venue of many important historical events: rallies, sessions, meeting and ceremonies. Today the famous University Audience Hall is a very representative place in Warsaw.

General structure of WUT

WUT is a big University. We have over 33 000 students, 4 697 employees, and numerous buildings in 3 campuses: Main Campus in the centre of Warsaw, Southern Campus in Warsaw located about 15 minutes by tram from the Main Campus, and another Campus in Płock – a small town outside of Warsaw.

WUT is divided into 19 Faculties which offer studies in different fields. Each Faculty, dedicated to specific study field, has its own authorities (Deans), administration offices, student offices, Erasmus offices.

Apart from the Faculties, there are also other units, at central level, that you might be dealing with, like: Admissions Office, Language Centre, Careers Office, Erasmus Office, Rectors Offices, Central Library, Sports Centres, dormitories.

Academic Regulations

The formal document that comprises the most important Academic Regulations – the rights and obligations of all students – can be downloaded here: <https://bip.pw.edu.pl/var/pw/storage/original/application/0a38825f1fb1d066167cbed2fa060980.pdf>

Faculty offices and rules

Dean's office

The role of Dean's office is to help you answer all the questions regarding the course of the studies, timetables, formalities, terms of exams, dormitories, scholarships, certificates and documents that are needed for the successful studies continuation.

Please note, that working hours of the Dean's office vary depending on the faculty. Be sure to check the opening hours of the Dean's office at your Faculty.

It is recommended to visit Dean's office regularly. Many of official announcements are placed there – you can either just ask the Dean's office staff or look around the corridor, where a lot information may be given in a form of posters and leaflets.

Dean

The Dean is in charge of the whole faculty. He is assisted by Vice-Deans. Vice-Deans for Student Affairs take care of all the social issues concerning students (scholarships, dormitories etc.). This is the person you can ask for help in case of problems with lectures, examinations, passing some classes. Vice-Dean for Studies takes care of educational and teaching process at the faculty. He approves decisions of dismissing students, accepts conditional registration for the next semester and allows reduction of some charges for failed classes.

If you want to meet a Dean or a Vice-Dean you may be asked to come within specific "student hours" (for example only one specific day per week), or to schedule an appointment by email first. In case of complicated issues, complaints or petitions it is recommended to hand in a letter to the Dean or his/her secretary in which you explain briefly your matter and give your personal data.

Timetables of classes

Timetable of classes is distributed in a different way at each Faculty. Some Faculties publish timetables on their websites (please note Faculties have their own websites, separate from the main WUT website), some send them by email to new students, some publish them in the corridors of their buildings. The best way to inquire about the way you can find your timetable is to visit the Dean's office of your Faculty or contact your Coordinator at the Faculty.

Types of classes

At WUT there are different kinds of classes. Each of them is special in its own way and may differ from what you know from your own countries' traditions. Classes last 60 or 90 minutes (sometimes there are 2 class blocks, each lasting 45 minutes with some break between them).

Below you can find a short description of each of the type of classes:

Lectures

Theoretical lessons during which a lecturer / tutor lectures on a subject according to the most up-to-date information, guiding you through the subject and explaining the main points, that sometimes are not included in all textbooks. This is the best place to take notes on the subject. Some lectures can gather an entire course of people. It may even reach up to 90 or 100 people, so sometimes it is quite difficult to ask the lecturer all the question that you have in mind.

The During the first lecture, course bibliography, regulations and curriculum is presented by the tutor. Many of the lectures are non-obligatory (there is no attendance list), but some of the lecturers prefer to check the attendance of all students in order to know their students better.

The last class for majority of lectures ends with a written exam which decides upon the passing of the subject.

If you happen to miss a lecture don't be shy and borrow ask your fellow students to share their notes with you, so that you don't fall behind.

Practical training classes (PTC)

Obligatory, practical lessons which are conducted for smaller groups of people than the lectures. They correspond to the curriculum of lectures. There are many ways to conduct this class, such as: workshops, laboratories etc. During this class you are usually working individually or in a small group. Each PTC class has a special experiment for a particular group. In order to prepare, everybody has to read instructions which will be presented by tutor (or available online).

During the PTC many tutors test your knowledge of each subject by a short written test at the beginning or at the end of each class. Depending on a tutor and regulations of each class, you may be obliged to score a certain amount of points in order to enter the class and perform the experiment.

After the class you may be asked to present a written summary of each experiment with detailed description and conclusions that can be observed. This task is usually issued for the next class.

Similarly to lectures, first class of each semester is usually dedicated to explaining terms and regulations of the subject.

Tutorials

Obligatory practical lesson for smaller group of people. It focuses on more detailed aspects of the subject. During this class tutors will help you use the theoretical knowledge obtained during the lecture to solve problems and guide your work. During this classes you may ask professors about the things you did not understand well enough during lectures.

During tutorials, there may be one or more tests during the semester to check your knowledge.

Seminars

A class where students discuss ideas together with the lecturers, rather than just listen to them. Often the topics for discussion are related to the final dissertation that you are about to prepare for your Bachelor or Master degree work.

Academic Calendar

Academic Year at Polish universities begins always in October. It consists of two semesters (winter and summer) and holiday breaks. Each of the semesters lasts around 15 weeks during which the courses and classes are being conducted.

This is the Academic Calendar for the Academic Year 2019/20:

02.10.2019 - the first day of classes

23.12.2019 - 6.01.2019 - Christmas break

31.01.2020- the last day of classes in the winter semester

1.02.2020 - the beginning of the winter examination session

14.02.2020 - the last day of the winter examination session

17.02.2020 - 22.02.2020 - winter week break

10.04.2020 - 14.04.2020 - Easter break

15.05.2019 - JUVENALIA - students festival- a day off

17.06.2020 - the beginning of the summer examination session

30.06.2020 - the last day of the summer examination session

1.07.2020 - 31.08.2020 - summer vacation

1.09.2020 - the beginning of the autumn examination session (retakes)

15.09.2020 - the last day of the autumn examination session (retakes)

30.09.2020 - the last official day of the academic year

1.10.2020 - the first day of new academic year 2020/2021

Examination periods

During the academic year, there are examination periods after each semester. During examination period there are no classes – there are only final exams and tests. Passing the exams is necessary to move on to the next semester of studies.

These periods are 2 to 3 weeks long. Before the examination periods begin, lecturers announce exact dates and places of the exams, so that you have time to prepare.

An additional examination period called “Autumn examination period” is only for retakes. So, if you pass all the exams in the semester examination periods, then you do not have to present at the university during the Autumn examination period. If you fail semester examination periods, then you have to be present at WUT in October to take the retake exams.

You can check the dates of the Examination period in the Academic Calendar above.

Student Card and student number

Each student who arrive to WUT, Register and start studies will receive a plastic Student Card at the Dean’s Office of the Faculty. Student Card is green, includes the name of WUT, your data and photo, and it proves that you are officially a student in Poland. The back side of the card has a place for tiny stickers that mark validity of the card. The stickers will be given to you at the beginning of each semester by the Dean’s Office of your Faculty.

Student Card will also include your personal student number (*in Polish: “numer albumu”*) consisting of 6 digits. You should memorize this number as it will be the main way to identify you in almost all WUT databases.

Student Card is used at the university as your library card and in other situation so you should always have it with you.

Student Card entitles to discounts for some of the public services in Poland, for example for public transport:

- Public transportation in Warsaw (“ZTM”): 50% discount on all buses, trams and metro
- Trains (“PKP”): 51% discount for most of the tickets, if you are less than 26 years old
- Public bus companies (“PKS”): 37% discount for most of the tickets, if you are less than 26 years old

To be able to use the discounts in transportation or other services you need to always carry the Student Card with you.

Student electronic systems - USOS

The central electronic database of all students of WUT is called USOS. This system is used for registering your subjects, courses, your grades and your payments.

Login and password to the system should be sent to you automatically within the first weeks of studies. If you are having problems with receiving data for USOS you can contact your Dean's Office. They should also instruct you when and how to use the system and also if there are any other additional electronic systems used by you Faculty (some faculties use USOS only, some use also additional systems).



3. LIST OF FACULTIES AND ADDRESSES

MAIN BUILDING OF WUT

Plac Politechniki 1, 00-661, Warszawa

INTERNATIONAL STUDENTS OFFICE for non-EU fulltime students:

Main Building of WUT, room 233

FACULTIES

MAIN CAMPUS

Faculty of Civil Engineering
Address: Armii Ludowej, no. 16
Students office: room 114

Faculty of Electronics and Information Technology (EiT)
Address: Nowowiejska, no. 15/19
Students office: room 158

Faculty of Power and Aeronautical Engineering (MEiL)
Address: Nowowiejska, no. 24,
Students office: 128

Faculty of Transport
Address: Koszykowa, no. 75
Students office: room 111

Faculty of Building Services, Hydro and Environmental Engineering (IBHiŚ)
Address: Nowowiejska, no. 20
Students office: room 136

Faculty of Chemistry
Address: Noakowskiego, no. 3
Students office: room 1

Faculty of Mathematics and Information Science
Address: Koszykowa, no. 27
Students office: room 27

Faculty of Physics
Address: Koszykowa, no.75
Students office: room 130

Faculty of Architecture
Address: Koszykowa, no. 55
Students office: room 21

Faculty of Electrical Engineering
Address: Plac Politechniki, no. 1 (Main Building of WUT)
Students office: room 133

Faculty of Administration and Social Sciences
Address: Plac Politechniki, no. 1 (Main Building of WUT)
Students office: room 207

Faculty of Geodesy and Cartography
Address: Plac Politechniki, no. 1 (Main Building of WUT)
Students office: room 128

Faculty of Chemical and Process Engineering
Address: Waryńskiego, no. 1
Students office: room 178

Geodesy and Cartography
Address: Plac Politechniki 1 (Main Building of WUT)
Students Office: Room 128

SOUTHERN CAMPUS

Faculty of Mechatronics
Address: Andrzeja Boboli, no. 8
Students office: room 122 or rooms 148/131

Faculty of Production Engineering
Address: Narbutta, no. 85
Students office: room 127

Faculty of Management
Address: Narbutta, no. 85
Students office: room 104/105

Faculty of Automotive and Construction Machinery Engineering (SiMR)
Address: Narbutta, no. 84
Students office: room 06 or room 0.11.J

Faculty of Materials Science and
Technology
Address: Wołoska, no. 141
Students Office: room 204



TRANSPORT TIP

SOUTHERN CAMPUS CAN BE REACHED
FROM THE MAIN CAMPUS WITHIN 10
MINUTES BY TRAM 17 OR 33.
TAKE A TRAM FROM NIEPODLEGŁOŚCI
STREET (STOP "NOWOWIEJSKA") TO STOP
"KULSKIEGO"

4. STUDENT LIFE AND ACITIVITES

Student Organizations and science groups

WUT has many student associations. They are involved in organization of many cultural, sport, tourist and scientific events. It is through work of many students that some important events have been taking place at WUT for over 40 years.

There are also around 100 student scientific groups which gather people with similar interests and way of thinking, who strive to discover, build or invent something new for technology. They are working at the University, but also participate in national and international competitions and projects.

Joining scientific groups and associations formed mostly by Polish students may seem harsh at the beginning due to the language barrier - even though WUT has many international students, Polish language is still the first language for most non-class communication. However, don't get discouraged. Most of Polish students have a good command of English and once they get to know you better and see you as an active and enthusiastic student, they will be surely glad to welcome you in their science projects, groups and initiatives. Be open and don't be shy to talk to them and ask if you can join!

WUT has also some organizations that are dedicated especially for international students, where English is the main language used. Below, check out the most important and largest WUT student organizations that may help you with during your WUT experience or simply enrich your stay in Poland.

Students Union – SSPW

Students Union contributes to a significant extent to the internationalization and international cooperation at WUT. The main role in this activity is played by a special team who is in charge of international affairs – International Matters Committee of Students Union. The Committee represents Polish and Foreign students before the University authorities and is responsible for expenditures on international Cooperation of student organizations. They collect and share information on international scholarships, internships and educational programs for students. International Affairs Committee is a link between the University and all students. Some of the flagship projects of this Committee include: organization of student exchanges with Dusseldorf, Kiev and Vilnius, organization of Students Mobility Fairs, activities during ATHENS exchange week, a series of cultural events „Feel the World” and many more. Student Union and International Affairs

Committee also gather several other student organizations at WUT which are related to international Cooperation.

Another unit of Students Union is also responsible for distribution of places in WUT dormitories. It is them who administer the Online Accommodation System through which you can apply for a place in one of WUT dorms.

How to reach Students Union?

www.sspw.pl

kz@samorzad.pw.edu.pl

Room 165 in the Main Building

ESN – Erasmus Student Network

Erasmus Student Network (ESN) is an Europe-wide student organization. Their aim is to help exchange students abroad and to integrate locals and foreigners. They do their best to help Erasmus and other international students to get used to a new place. Their motto is “Students helping students”. Almost all universities in Europe that participate in Erasmus program have their own section of the global ESN.

WUT section of ESN is called “ESN PW”

They organize different kinds of events for international students at WUT including: trips, parties, cultural, sport & social activities.

Among their projects you can find:

- Creative - focuses on the cultural side of Warsaw's life. They organize events such as: visiting museums, jam sessions, jazz musical evenings, movie nights, sightseeing of the Old Town or Praga district, city games.
- Sport - a project that promotes physical activity and a healthy lifestyle. They organize various types of sports events, such as: volleyball, basketball, football, swimming, bubble football, trampoline jumping, skateboarding, ice-skating. One of the major sports events for Erasmus people is ESNOLYMPICS - annual sport championships for exchange students from all over Poland.
- Bounce - oriented on one of the most important parts of the Erasmus exchange – parties. They always offer you the highest level of entertainment - the best clubs, thrilling DJ sets and extra attractions that won't let you get bored until dawn. At the beginning of each semester they organize Orientation Week – a week full of parties at night and other activities during the day.
- Travel - a project that focuses on travelling all around Poland and nearby countries. Depending on the semester destinations may include: Kraków, Polish mountains, Prague, Budapest, Vilnius, Riga, Tallinn and more.
- Tandem - a method of language learning based on mutual language exchange between tandem partners (ideally each learner is a native speaker of the language the proponent

wants to learn). The idea is to improve your language skills while making friends with someone from the language and culture you wish to learn.

- ESNcard - a membership card which gives you many benefits like discounts in cinemas, pubs, clubs, restaurants, fitness clubs, taxi services and of course parties and events organized by ESN. To find out more about the project and check the discounts all around Europe go to: esncard.org.
- ESNband - a project connecting people filled with passion for music: instrumentalists, vocalists and everyone making music in every other way. Its main purposes are playing together, jam sessions, practising and obviously meeting new people.
- SocialErasmus - a project that gives you not only the opportunity to get to know a whole new culture but it also enables you to do something for others in a form volunteering. You can join multicultural information meetings in kindergartens, primary and secondary schools, as well as ecological and cultural events (such as Erasmus Forest) and charity actions (International Santa Claus).
- ExchangeAbility - a project that makes ESN accessible for students with disabilities and helps to remove obstacles to participation in international student exchanges
- Discover Europe - a pan-European contest enabling its participants to establish international relations, break stereotypes and present their point of view on variety of topics

How to reach ESN?

E-mail	buddy.pw@esn.pl or pw@esn.pl
Address	Dormitory "Riviera" at Waryńskiego street no. 12 Room A104
Office Hours	Mondays, Wednesdays and Fridays 4-6 pm
Social Media	Website: www.pw.esn.pl Facebook fanpage: www.facebook.com/esn.pw Instagram: @esn_pw Twitter: @esn_pw Snapchat: @esn_pw
FB groups	WUT Erasmus students groups www.facebook.com/groups/esnpw www.facebook.com/groups/erasmusinwarsaw www.facebook.com/groups/1119036294970513/

5. POLAND

General information

Every year over 13 million foreigners visit Poland, attracted by its history, nature and hospitality of Poles. The country has over 38 million citizens. Marked by its tragic history, it is a homeland of heroes and famous people like John Paul II and Nicolaus Copernicus. Poland's territory is covered in about 30% by forests. It's known for its beautiful lakes (has 9300 of them) and Baltic gold - amber.

More than 94 % of the people are Poles, with small groups of Ukrainians, Belarussians, Germans, Slovaks and Lithuanians. The capital of Poland is Warsaw with approximately 1 700 000 inhabitants. Poland is divided into 16 provinces (voivodships), each with their own self-government. Warsaw is located in the "Mazowieckie" voivodship.

Poland is a member of the most important international organizations, such as: United Nations, NATO or Council of Europe. Since 2004, it has been a member of the European Union.

Polish is a Slavic language and it is not the easiest one, but English is the most popular foreign language in Poland and you should not have bigger problems to communicate especially in larger cities.

Dialing code for Polish phone numbers: +48

Time zone

Poland is in the Europe Central time zone (GMT +1). Poland uses a 24-hour clock. You can often hear the term 8pm, but the official version is 20:00.

There is a change of time twice a year in Poland (like in other European countries):

- on the last weekend in March, clocks switch from winter to summer time, and move forward one hour;
- on the last weekend in October, clocks switch to daylight saving time for winter, and move back one hour

Weather

The climate of Poland is mostly temperate: oceanic in the north and west becomes gradually warmer and continental towards the south and east. Summers (May-August) are generally warm, with some rain, with temperatures varying between 18 and 30 °C. Autumns (October-November) are usually around 10 °C and rainy. Winters (November - March) are cold and snowy, with average temperatures around 0 °C, but possibly going down to even -20 °C.

Be prepared for frequent changes in weather conditions, especially in autumn and spring. From rain, winds and snowstorms to sunny and dry – Poland has it all and it is very difficult to forecast the weather.

We generally recommend taking variety of clothes and to include many warm clothes, especially if you are coming from a hot climate country: waterproof and windproof winter jacket, warm waterproof boots, scarfs, earmuffs, thick socks, gloves, beanie. If you don't have them – don't worry, you will be able to buy it in Warsaw as well. Just make sure that when you come in October you bring more than just your flip-flops and one sweater! 😊

Currency

The currency in Poland is the Polish Złoty (PLN). 1 PLN = 100 groszy. Coins circulate in denominations of 1 PLN, 2 PLN, 5 PLN and 10, 20 and 50 groszy; banknotes are in denominations of 10, 20, 50, 100, 200 and 500 PLN.

You can exchange your money in many exchange offices called KANTOR. Credit cards like VISA, MASTER CARD are widely accepted in bigger shops and markets. Using these cards you can also withdraw some cash from cash dispensers called BANKOMAT.

1 Euro ≈ 4,25 PLN

1\$ ≈ 3,52 PLN

Public holidays

Workdays in Poland are from Monday to Friday – this is when all offices and establishments (and the university as well) are open. Saturdays is when most offices are closed, but other places like shops, shopping malls, entertainment spots like bars, restaurants, cinemas, gyms etc. are open. There are two “types” of Sundays – some Sundays are just like Saturdays (when everything is open) and some are “no shopping Sunday” – when all shopping malls and the majority of small shops are closed.

Below you can see list of public holidays in Poland. These days are treated as “no shopping Sundays” – the university, the majority of other establishments and shops are closed.

New Year	January, 1st
Epiphany	January, 6th
Easter	a Sunday and Monday, dates vary each year
Labour Day	May, 1st
Constitution Day	May, 3rd
Corpus Christi	date varies each year, usually in June
Assumption Day	August 15 th

All Saints' Day	November, 1st
Independence Day	November, 11th
Christmas	December, 25th and 26th

Safety and most important laws

Poland is a safe country. However, there is a risk of crime like anywhere in the world, so keep the following in mind:

- Avoid going out alone at night and keep away from deserted places. As for Warsaw, the district called “Praga” (on the east side of Vistula river) is commonly considered to be less safe than other parts - if you decide to go there, it would be better to be accompanied by a local person and avoid entering smaller streets, especially at night.
- Attempts for pick-pocketing may happen on public transport, especially in the city centre, so keep your handbag close in buses and when walking in the street. Never leave your bag unattended.
- If you are involved in any kind of trouble or become an eyewitness of a violent act or crime, call the police immediately (emergency hotline: 112).
- If you witness any trouble on campus of WUT, inform University Guards: +48 22 234 6666

Smoking - is prohibited at public transportation stops as well as clubs, pubs and restaurants unless they have separate room for smokers. Not respecting this may result in a penalty.

Alcohol – it is prohibited to drink alcohol in public places (parks, squares, streets, etc.), with the exception of permitted areas such as gardens and patios in restaurants and pubs. Not respecting this may result in a penalty.

Crossing streets on the red light – can be punished with a fine.

Emergency numbers

112 – general emergency number for all emergency issues

997 – Police

998 – Fire department

999 – Ambulance

Immigration procedures for non-EU students

If you are a non-EU student, then you probably hold visa to be able to enter Poland and stay here legally. Please check the expiry date of your visa and keep it in mind. Remember that after your visa expires you cannot stay in Poland legally, so before your visa expires you have to either leave Poland or arrange a new document that will enable you to stay here legally. Therefore, in most cases, you have two options: go back to your country before your visa expires and apply for a new visa and enter Poland again or stay in Poland but apply for Residence Card (Residence Permit, in Polish “*Karta Pobytu*”) before your visa expires. Please remember about it and make the necessary arrangements on time.

You can find some useful information about applications for Residence Cards on our website: <https://www.students.pw.edu.pl/index.php?id=37>

Health Insurance

If you are an EU citizen, then you probably hold European Health Insurance Card which entitles you to use Polish public health services without any additional procedures.

If you are a non-EU citizen, you have to arrange health insurance on your own. One of possible ways of getting health Insurance for the period of your studies is to sign up for Polish National Health Insurance (“*Ubezpieczenie NFZ*”), which costs around 50 PLN per month. Individuals covered by this health insurance are entitled to free health services in Poland at public health establishments. The institution to go to sign up for the National Health Insurance is called NFZ and is located at street Chałubińskiego 8, close to the Main Campus of WUT. To sign up for this health insurance, you need to show them, among other documents, your WUT Student Card.

There are also some private insurance companies, but you would have to research them on your own or with the help of your ESN Buddy.

Pharmacies services: There are many pharmacies (in Polish: “*apteka*”) in Warsaw, where you can buy basic medicines on your own, without doctor’s prescription. Most of them are open during the day only and are closed on Sundays and Public holidays, but some of them are open 24 hours, 7 days a week.

6. WARSAW

General information

Warsaw is the capital of Poland and its biggest city. The city was a witness of wars and the Warsaw Rising during the II World War (in 1944), during which it was almost completely ruined. Rebuilt after the war, it has kept its historical atmosphere in the Old Town (which is included in the World Heritage List by UNESCO). Nowadays Warsaw is Poland's business centre with headquarters of many international companies.

The city is divided into 18 districts. WUT Main Campus is located in the most central district called "Śródmieście", where the most important places of the city are located as well. The Southern Campus of WUT is located in the district "Mokotów".

Accommodation

International Students can apply for a place in WUT dormitories or arrange accommodation on their own outside of the campus (for example renting a shared flat). Renting a room or a flat is more expensive but you get better conditions and it feels more comfortable. Monthly rent for a single room in a shared flat is about 800-1100 zł, often the landlords will also ask for an additional deposit.

Here are few examples of websites and groups on FB that can help you to look for a flat/room for rent, or for flat-mates, on your own:

- Portal with accommodation offers (in Polish only) – Gumtree:
<https://www.gumtree.pl/s-pokoje-do-wynajecia/warszawa/v1c900013200008p1>
- Accommodation in Warsaw FB group:
<https://www.facebook.com/groups/485933348146385/>
- Warsaw Students Accommodation Group on FB:
<https://www.facebook.com/groups/WarsawSAG/>
- Accommodation in Warsaw (ESN official group):
<https://www.facebook.com/groups/197539920440472/>
- SPOTAHOME platform: <https://www.spotahome.com/warsaw>

Please note these websites or platforms do not cooperate officially with WUT and we are not responsible for services they provide.

Public transport

In Warsaw, the public company that owns the city transportation is called ZTM. You can buses, trams and subway ("metro"). There are two zones: zone 1 which comprises most of the city and zone 2 which includes suburbs. Tickets for Zone 2 are more expensive. There are day buses and night buses – tickets for both types are the same price.

Tickets are sold in the automatic machines that can be found on the streets, on bus stops and metro stations or inside the buses or trams. Some of the machines accept payments by card only, some by cash only, some by both. Bus drivers do not sell tickets! You need to buy the ticket before entering the bus and validate it inside the bus in a yellow validator right after you get in.

The most common types of short term and single ZTM tickets are:

- Short-term tickets for 20 minutes for all means of transports for zones 1 and 2, costs 3,40 PLN (with Student Card 50% discount – 1,70 PLN).
- Single-fare transfer ticket for all means of transport: for zone 1, valid for 75 minutes, costs 4,40 PLN (2,20 PLN with Student Card discount) or for zone 1 and 2, valid for 90 minutes, costs 7.00 PLN (3,50 PLN with Student Card discount).
- Unlimited one-day ticket for 15 PLN (7,50 PLN with Student Card discount), valid for 24 hours from the moment of first validation.

The most convenient tickets for students and residents of Warsaw are long term tickets: ZTM city card for 1 or 3 months:

- 30-day ticket costs 110 PLN (with Student Card discount – 55 PLN),
- 90-day ticket costs 280 PLN (with Student Card discount – 140 PLN).

Both of them allow you to travel all day lines and night lines in zone 1. City cards cannot be purchased at the machines. You can arrange them in two ways:

- You can order them in an ZTM Passenger Service Centres – you will get a plastic magnetic card with your name and then you can charge the long term tickets on the card in the machines. The closest ZTM Passenger Service Centre is located at “Politechnika” metro station.
- You can also charge long term tickets directly on your plastics green Student Cards of WUT!

Remember that to be entitled to use the tickets with Student Card discount you need to carry Student Card with you. **You cannot use discounted tickets if you do not hold the Student Card yet** (for example on your from the airport to your dorm when you arrive). If you travel without a valid ticket or with a discounted ticket but without Student Card then you can be given a fine of 266 PLN!

Shopping and food

The most popular shopping malls are:

„Złote Tarasy” (Złota 59) – just behind the Central Railway Station
“Arkadia” (Aleja Jana Pawła II 82)
“Blue City” (Aleje Jerozolimskie 179)
„Galeria Mokotów” (Wołoska 12)

Shopping malls include all kinds of shops and services, restaurants, many clothes shops, and usually one supermarket with food.

To buy food, it is recommended to use the following most popular and cheap supermarkets with variety of products: Biedronka, Tesco, Lidl, Carrefour.

Apart from the chain big supermarkets, you can also find local small shops, grocery stores and bakeries. This is a good option as well, especially for simple day-to-day products.

As for lunch options around the Main Campus, you can eat a decent meal for around 15-20 PLN in our canteens (in Polish: *stołówka*): one is located on the 1st floor on the Main Building, the other is located next to the building of the Faculty of Electronics, in a building with a sign "STOŁÓWKA CENTRALNA". They usually serve traditional Polish and international dishes. You can also choose fast food and cheap restaurants nearby, especially on Noakowskiego street. In the Southern Campus of WUT, there is a canteen/student restaurant on the ground floor of the Żaczek dormitory.

7. SURVIVAL POLISH GLOSSARY

We really believe that you will be fine with just English, but just in case you want to feel more secure, you can find here some of the Polish words and names you will probably encounter on your way 😊

Warsaw University of Technology
Student Card
Dean's Office / Student office
Dean
Mail Building of WUT
Faculty
Dormitory
Examination period
Room / office
Opening hours
Student
Library
Canteen


Bus
Tram
Ticket
Public transport monthly card
Airport
Central Railway Station
City center

good morning / good afternoon
goodbye
thank you
please
excuse me
I am sorry
I don't speak Polish
I don't understand
Do you speak English?
yes
no

Politechnika Warszawska
Legitymacja studencka
Dziekanat
Dziekan
Gmach Główny PW
Wydział
Akademik / dom studencki
Sesja
Pokój
Godziny otwarcia
Student
Biblioteka
Stołówka

Autobus
Tramwaj
Bilet
Karta miejska
Lotnisko
Dworzec Centralny
Centrum

dzień dobry
do widzenia
dziękuję
proszę
przepraszam
przepraszam
nie mówię po polsku
nie rozumiem
czy mówisz po angielsku?
tak
nie



See you soon! :)

**Warsaw University
of Technology**

Centre for International Cooperation

WARSAW UNIVERSITY OF TECHNOLOGY

International Students Office

WARSAW UNIVERSITY OF TECHNOLOGY

